

Kindergarten

Readiness

Calendar 2020-21



LIVE UNITED



United Way of Cowlitz
& Wahkiakum Counties

Welcome

Starting Kindergarten is so Exciting!

The calendar contains:

- Ideas for fun things to do that will help your child get ready for school
- Kindergarten registration and other school information
- Books every child should hear before starting school
- Contact information for elementary schools and libraries

Important things to know:

All children are different and learn at their own pace. This calendar will help you plan activities that will help your child grow in the skills needed to start kindergarten. Children do better in school if they know more than just letters, numbers, colors, and shapes. They should have good social and physical skills, and enjoy learning new things. Use the guide below as you work with your child to build those skills and get ready for kindergarten.

How to use the calendar:

The activities in this calendar are designed for 4 and 5 year olds who will be starting kindergarten next year. They will keep your child busy and learning from September to August. Use this calendar as a guide for fun ideas, but make up some of your own activities too. Be sure to include family members and friends. Have a wonderful year together getting ready for the big event – going to kindergarten!



Having fun is an important part of learning!

Your child learns best when doing fun and interesting things with you!

This school readiness calendar was developed by United Way to help you
and your child get ready for that special time - kindergarten!

Kindergarten Readiness Guide

Use this guide to help prepare your child for school. Don't worry if your child can't do everything on the list right now.

Use the items to set goals and remember that children grow and develop at different rates.

Good Health and Well-Being

My Child:

- Eats a balanced diet
- Gets plenty of rest
- Sees the doctor and dentist regularly
- Is up-to-date with all shots
- Runs, jumps, plays outside and does other activities that provide exercise
- Colors, paints, does puzzles and other activities that help develop small muscles

Approaches Toward Learning

My Child:

- Pays attention during activities
- Is learning to follow simple directions
- Is learning to finish what is started
- Gets to see and touch things, hear new sounds, smell and taste different foods, and watch things move
- Uses imagination

Math and Problem Solving

My Child:

- Is learning to sort and classify things
- Is learning to count and play counting games
- Is learning to name shapes and colors
- Makes and listens to music
- Is encouraged to ask questions
- Is encouraged to solve problems
- Has opportunities to draw and be creative
- Has many opportunities to experience new things
- Likes to solve problems

Social and Emotional Development

My Child:

- Is trying new things
- Is learning to work well alone and do tasks independently
- Is learning to play well with other children
- Is curious and wants to learn
- Is learning self-control
- Is learning to use words to express feelings
- Helps with family chores

Language and Literacy

My Child:

- Has many opportunities to talk and listen
- Is read to every day
- Has access to books and other reading materials
- Is learning about print and books
- Says or sings familiar songs and nursery rhymes
- Is learning to write his or her name and address
- Retells stories



Make Every Day A "Learning Day" With Your Child!

Health and Safety First



September 2020

Suggest activities that get your child moving.

- Plan family outings that involve exercise.
- Give your child household chores that include movement.
- Use the stairs whenever possible.
- Choose gifts that encourage exercise.
- Limit TV, movies and computer games.

Encourage healthy eating.

- Keep healthy snacks on hand.
- Plan meals together that include several food groups.
- Visit the farmers market for fresh foods.
- Grow vegetables in a pot or garden.
- Make sweet treats a treat.
- Visit the dentist every six months.

Teach good hygiene.

- Teach your child to wash his hands after using the bathroom.
- Show them how to cover a cough or sneeze.
- Encourage your child to brush their teeth every day.

Be safety smart.

- Have a family fire safety plan.
- Teach your child about dialing 9-1-1.
- Check the fit of safety equipment like car seats and bike helmets.

SUNDAY	MONDAY	TUESDAY	WEDNESDAY	THURSDAY	FRIDAY	SATURDAY
		1 With your child, pretend you are grasshoppers, gorillas and goats.	2	3 Teach your child that medicine is not candy.	4	5 Practice a fire drill in your home. Show your child where to meet you outside.
6 This week, look for things that are red .	7 Labor Day	8	9 Exercise to music together.	10	11 With your child, look for the number "1" wherever you go today.	12
13 Grandparents Day	14 Find things that begin with the letter "S."	15	16 Mexican Festival of Independence	17 Teach your child to ask for help when it is needed.	18 Rosh Hashanah begins	19 Make a salad together.
20 Practice counting from 1 to 10.	21	22 First Day of Fall	23 Make a dental appointment for your child.	24	25 Collect shoes from around the house, mix them up, then match the pairs.	26
27 Yom Kippur begins	28	29 Go to the library and find out when story time is offered.	30			LIVE UNITED 



Library
BOOKS
to **LOOK** for:

The Three Billy Goats Gruff by Peter Asbjornsen • Big Fat Hen by Keith Baker • Shark Vs. Train by Chris Barton
Madeline by Ludwig Bemelman • Barnyard Dance by Sandra Boynton • Snip Snap What's That by Mara Bergman
I Ain't Gonna Paint No More by Karen Beaumont

Read With Your Child Each Day



October 2020

Create a reading place for your child.

- Keep your child's books in a special place and easy to reach.
- Put a small rug or pillow in the special place to make it a fun place for reading.
- Talk with your child about how to take care of books.

Give your child different types of books to read.

- Get a library card for you and your child and visit the library often.
- Visit the children's section of the library together and choose books to take home.
- Look for books in other places.
 - From friends and relatives
 - At garage or yard sales
 - At book stores

Make some time each day to read with your child.

- Read in a quiet place.
- Hold your child close to you when you read.
- Read your child's favorite books over and over.
- Help your child understand that reading is important.

Let your child join in the reading.

- Before you start reading, let your child look at the pictures and guess what the book is about.
- Show your child how to read a book (from left to right and front to back).
- Encourage your child to point to the pictures in the book.
- After reading a book, ask him to tell the story in his own words.

SUNDAY

MONDAY

TUESDAY

WEDNESDAY

THURSDAY

FRIDAY

SATURDAY



4

5

With your child,
write a note to a
friend or relative.

6

7

Find things
that come
in pairs.

8

9

Collect and sort
autumn leaves.

10

11

This week,
look for things
that are **orange**.

12

Indigenous People Day
Columbus Day

13

Find the
letter "P" on
different
things.

14

15

Make a
shopping list
with your child.

16

17

Cut up an old
greeting card in
puzzle-like shapes
and fit the pieces
back together.

18

19

This week,
find the letter "N"
on things around
the home.

20

21

Find the
number "2"
on different
things.

22

23

Talk about how
all feelings are
okay but not all
actions are okay.

24

25

Draw
something
that is
orange.

26

27

Have your
child choose
a special topic
and together,
find a library
book about it.

28

29

30

31



Halloween



Library
BOOKS
to **LOOK** for:

Goldilocks and the Three Bears by Jan Brett • Goodnight Moon by Margaret Wise Brown
The Very Hungry Caterpillar by Eric Carle • Stellaluna by Janell Cannon • Freight Train by Donald Crews
Click Clack Moo: Cows That Type by Doreen Cronin

Encourage Your Child to Listen and Use Words to Express Ideas and Feelings



November 2020

Take time each day to listen and talk with your child.

- While traveling:
 - Turn off the radio
 - Encourage your child to talk about where you are going and what you will do when you get there
- At home:
 - Turn off the TV at mealtime and talk about things that interest your child
 - Talk about things each of you did that day

Use pictures to help your child express ideas.

- Look at pictures in books together.
- Ask your child to tell you what he sees in each picture.
- Have your child draw a picture and then tell you about it.

Have your child express different feelings.

- Read books that explain different feelings.
- Talk about times people feel sad, happy, angry or scared.
- Make faces or voices that show feelings.
- Help your child name feelings while he or she is experiencing them.

Provide activities that involve listening and following directions.

- Have your child do two things in order like:
 - Pick up her plate and put it in the sink
 - Hop to the door and open it

SUNDAY

MONDAY

TUESDAY

WEDNESDAY

THURSDAY

FRIDAY

SATURDAY

1



Daylight Savings

2

3

Find the number "3" on different things today.

Election Day

4

5

Look for the letter "T" today.

6

7

Pick a new book and encourage your child to guess what the story will be about by looking at the cover.

8

9

While in line, talk about waiting your turn.

10

11

Draw a picture of your whole family.

Veterans Day

12

13

With your child, listen for different kinds of sounds everywhere you go today.

14

15

During the day, have your child tell you when it is morning, afternoon and night.

16

17

Exercise with your child. Hop and do arm circles, counting them as you go.

18

19

With your child, make up a story about turkeys, tortillas and turtles.

20

21

Practice shoe tying.

22

23

Find the letter "H" this week.

24

25

Make a list of things you are thankful for.

26

Thanksgiving

27

With your child, trace the letters of their first name.

28

29

This week, look for things that are **brown**.

30



Library
BOOKS
to **LOOK** for:

Pete the Cat & His Four Groovy Buttons by James Dean • Jamberry by Bruce Degen
Are You My Mother? by P.D. Eastman • Go Away, Big Green Monster by Ed Emberley
Olivia by Ian Falconer • Color Zoo by Lois Ehlert

Make Time for Family



December 2020

Encourage family closeness.

- Keep a family journal for everyone to write or draw in.
- Call a relative to say "I love you."
- Eat meals together.
- Create your own family holiday greeting cards.
- Invite family members to your children's activities.
- Share and record great family stories.

Reduce stress.

- Take a walk, hike or bike ride for a healthy family activity.
- Start a family game night and play games like "Twister."
- Volunteer to help someone in need.
- Stay true to routines like bed time and meal time.
- Do chores together.
- Laugh together.

Establish family traditions.

- Draw secret pal names and do acts of kindness.
- Have a special meal plate that is used to celebrate special occasions.
- Let the birthday person choose their favorite meal.
- Take turns choosing a dinner topic of discussion.

Make cooking and meal time family time.

- Turn off the TV at cooking and meal times.
- At the table, talk about things that interest your child.
- Share choices about a meal with your child.
- Shop for ingredients together and let your child pick a fruit, vegetable or meat.

SUNDAY

MONDAY

TUESDAY

WEDNESDAY

THURSDAY

FRIDAY

SATURDAY



1

2

Use an egg carton to sort beans, buttons or beads.

3

4

Find the number "4" on things around the store.

5

6

Call a loved one.

7

8

With your child, pretend to be snowflakes, snowballs and snowmen, then melt.

9

10

Put on music and dance fast, slow, happy and silly.

Hanukkah begins

11

12

13

14

Help your child practice zipping their coat and then take a walk together.

15

16

Help your child write the letters of his first name.

17

18

Look for the letter "B" today.

19

20

Make cookies with your child to share as a gift.

21

First Day of Winter

22

Count backwards from 10 with your child.

23

24

Christmas Eve

25

Christmas Day

26

Kwanzaa begins

27

28

This week, look for the letter "D."


29

30

Draw a winter picture.

31


New Year's Eve



Library
BOOKS
to **LOOK** for:

Bark, George by Jules Feiffer • Blue Chicken by Deborah Freedman • Corduroy by Don Freeman
The Gingerbread Boy by Paul Galdone • My Father's Dragon by Ruth Stiles Gannett
Apple Pear Orange Bear by Emily Gravett • Chrysanthemum by Kevin Henkes

Make the Most of TV, Videos and Computers



January 2021

Use media as learning tools.

- Select TV programs carefully. Ask yourself, “Does this program teach what I want my child to learn?”
- Check out interesting videos and DVDs from the library. Discover the world of animals, sea life or outer space.
- Reinforce basic skills like colors, shapes and counting with quality computer games.
- Encourage listening by playing different types of music.

Limit children’s total screen time.

- Set limits for TV and computer use.
- Turn the TV off when no one is watching it. Turn it on when you want to watch a specific program.
- Keep the TV and computer in a public area of your home.

Monitor the media your child is using.

- Select age appropriate TV programs, videos, music, video games and websites.
- Preview programs, videos and websites so you know exactly what your child will see.
- Watch together and talk about what you see.

Avoid making TV a centerpiece of home life.

- Encourage reading, drawing, playing outdoors, listening to music or card and board games.
- Turn the TV off at meal time and talk about some things each of you did that day.
- Be a role model and set an example by watching less TV yourself.

SUNDAY

MONDAY

TUESDAY

WEDNESDAY

THURSDAY

FRIDAY

SATURDAY



1 Ask your child to draw pictures of different places.

New Year's Day

2

3 This week, look for things that are **purple**.

4

5 Create an obstacle course that requires big movements.

6

7 Practice being quiet for one minute and then for two minutes.

8

9 Play "Simon Says" with your child.

10

11 Make counting fun by asking things like "How many windows are in this room?"

12

13 Help your child make a blanket fort and then read inside of it.

14

15 Look for the number "5" today.

16

17

18

19 Find things that begin with the letter "A."

20

21

Today, play toss and catch.

22

23

Read two books today.

Martin Luther King Jr. Day

24/31

25

Practice counting to 10 (or higher!)

26

27

Find the letter "J" in newspapers or magazines.

28

29

Teach your child their address.

30



Library
BOOKS
to **LOOK** for:

Bread and Jam For Frances by Russell Hoban • Harold and the Purple Crayon by Crockett Johnson
Splash! by Ann Jonas • The Wolf's Chicken Stew by Keiko Kasza • The Snowy Day by Ezra Jack Keats
Caps For Sale by Esphyr Slobodkina • Seals on the Bus by Lenny Hort

Encourage Your Child to Use School Tools Such as Pencils, Markers, Crayons and Scissors



February 2021

Gather and organize tools for drawing, writing and cutting.

- Help your child choose a container for drawing and writing materials.
- Decide on the rules for using drawing and writing materials. For example, “Markers may only be used at the table” and “Scissors are for cutting paper,” are good starting rules.
- Find a special place to display drawings and projects your child has made.

Let your child experiment with drawing.

- Let your child draw pictures in different places.
 - In the kitchen when you are cooking
 - At the park
- Talk with your child about her pictures.
- Praise your child’s efforts. Remember, perfection is not the goal.

Let your child see that words on paper are part of daily life.

- Make a shopping list together.
- Put your child’s name on his things.
- Leave notes for family members.

Help your child practice using scissors.

- Decide where your child will be allowed to use scissors and talk about safety when using them.
- Show your child how to hold scissors and paper while cutting.
- Give your child newspaper, magazines or junk mail to cut.

SUNDAY

MONDAY

TUESDAY

WEDNESDAY

THURSDAY

FRIDAY

SATURDAY



1

2

Groundhog Day

3

4

5

With your child,
talk about animals
with 2 legs/4 legs.

6

Today, find
the number
"6" on things.

Kindergarten Registration

Many schools begin kindergarten registration as early as February. This is a good month to check with your local school for registration information.

7

Find the letter
"V" today.

8

9

With your
child, pretend
you are lions, logs
and falling leaves.

10

11

Play "I love you
more than..."

12

Lincoln's Birthday

13

Draw a
Valentine's Day
heart with your
child.

14

Valentine's Day

15

Today, find
things with
the letter
"L" on them.

Presidents' Day

16

17

Schedule a
six-month
dental check-up
for your child.

Ash Wednesday

18

19

Count all
the doors or
windows in your
home with
your child.

20

21

Find the letter
"I" this week.

22

Washington's Birthday

23

Teach your
child his phone
number.

24

25

Talk with your child
about what he or she
enjoys doing.

26

27

Sing the
alphabet song.

28

This week,
look for things
that are **pink**.



Library
BOOKS
to **LOOK** for:

Anansi and the Moss-Covered Rock by Eric Kimmel • I Want My Hat Back by J. Klassen

Frog and Toad Are Friends by Arnold Lobel • Leo The Late Bloomer by Robert Kraus • Wave by Suzy Lee

The Story of Ferdinand by Munro Leaf • All Aboard the Dinotrain by Deb Lund

Help Your Child Become Aware of the Letters, Words and Sounds of Language



March 2021

Teach your child the letters of the alphabet.

- Make cards with one letter of the alphabet on each card.
- Lay out the cards and sing the alphabet song together. Ask your child to touch each letter as you sing.
- Read alphabet books and encourage your child to name the letters he or she recognizes.
- Play "Find the Letter" with your child when you are out shopping.

Teach your child that words have meanings.

- Help your child recognize his or her first name in print.
- Invite your child to "read" the names of familiar stores, signs and products.
- Help your child make a dictionary with some of his or her favorite words listed under each letter of the alphabet. Ask your child to draw a picture next to each word.

Help your child match letters to sounds.

- Tape pictures of items that begin with the same letter on the back of each alphabet card. For example, a picture of a banana would go on the back of a letter "B" card.
- Write down a letter and tell your child the sound that letter makes. Ask your child to name other words that have that beginning letter sound.

Play with rhyming sounds.

- Find different items around the house like a sock, ball or hat. For each item, ask your child to say a word that rhymes with it. Silly words that rhyme are fine.
- Read rhymes with your child. Ask your child to complete rhymes with the correct rhyming word.

Hey diddle diddle. The cat and the _____. (fiddle)
Jack and Jill went up the _____. (hill)

SUNDAY

MONDAY

TUESDAY

WEDNESDAY

THURSDAY

FRIDAY

SATURDAY



1

Help your child draw a kite with two triangles.

2

Dr. Seuss's Birthday

3

Today, find things that are shaped like a triangle.

4

5

Read a story with your child and have him tell you what happened first, second and last.

6

7

8

9

Find the letter "K" today.

10

11

Practice jumping, hopping and skipping

12

13

With your child, find words that rhyme.

14

15

16

17

Have your child pick out something **green** to wear today.

St. Patrick's Day

18

19

Take a walk with your child and look for signs of spring.

20

First Day of Spring

21

22

This week, find the letter "E."

23

24

25

Start a story, stop and have your child make up the ending.

26

27

Find the number "7" today.

Passover begins


28

29

30

Practice throwing and catching a ball.

31



Library
BOOKS
to **LOOK** for:

Pickin' Peas by Margaret Read MacDonald • Baby Bear, Baby Bear, What Do You See? by Bill Martin

Little Red Hen by Jerry Pinkney • Make Way For Ducklings by Robert McCloskey

If You Give a Mouse A Cookie by Laura Joffe Numeroff • Fancy Nancy by Jane O'Connor

Help Your Child With Numbers and Counting



April 2021

Use number words and point out written numbers when you and your child do things together.

- In the kitchen:
 - "On this package of rice it says to add 2 cups of water."
 - "I need you to put 3 forks and 3 plates on the table."
- At the grocery store:
 - "That sign says bananas are 59 cents a pound."
 - "Pick out 4 apples and put them in this bag."
- At play:
 - "See if you can stack 6 pennies."
 - "Can you put 4 blocks in a row?"

Play number and counting games with your child.

- Play "Simon Says." Say to your child:
 - "Simon says clap your hands 5 times."
 - "Simon says take 3 steps forward."Let your child have a turn being "Simon."
- Make a card for each of the numbers 1,2,3,4 and 5.
- Ask your child to place the correct number of pennies or beans on each card.

Read, tell stories, sing songs and say nursery rhymes about numbers and counting.

- Read or tell stories such as The Three Bears to your child.
- Say nursery rhymes such as "One, Two, Buckle my Shoe" and "Baa Baa Black Sheep" with your child.
- Sing counting songs you may remember from your childhood.

SUNDAY

MONDAY


TUESDAY

WEDNESDAY

THURSDAY

FRIDAY

SATURDAY



1

Find things
that are in
the shape
of a square.

2

Good Friday

3

Make a
piggy bank out of
a coffee can and
start saving coins.

4

Easter Sunday

5

6

Look for the
letter "R."

7

8

Help your child
draw an umbrella
with your child
under it.

9

10

11

12

Put on music
and dance and clap
to the beat.

Ramadan begins

13

14

With your
child, pretend
you are rabbits
and robots.

15

16

17

Cook a
favorite family
breakfast
together.

18

This week, find
the number "8"
on things.

19

20

Today, eat
something from
a rectangular
or square box.

21

22

Play "I Spy"
with things that
are blue.

Earth Day

23

24

25

26

Look for
the letter "Q"
this week.

27

28

Today, find
things that are
shaped like
rectangles.

29

30



Library
BOOKS
to **LOOK** for:

Not A Box by Antoinette Portis • Early Bird by Richard Scarry • Curious George by H.A. Rey
Let's Play in the Forest by Claudia Rueda • We're Going on a Bear Hunt by Michael Rosen
10 Minutes Till Bedtime by Peggy Rathmann • The Tale of Peter Rabbit by Beatrix Potter

Give Your Child Daily Opportunities to Get Exercise



May 2021

Collect safe toys to help your child use large muscles.

- Use empty plastic water bottles as bowling pins.
- Make beanbags by filling a sock part-way with dried beans and tying a knot.
- Use beanbags, big balls or small pillows to throw and catch.

Let your child spend time outside.

- Have a safe outdoor place for your child to run and play.
- Set up an obstacle course and have your child steer a tricycle through it.
- Take your child to the park or playground.

Give your child things to do when playing.

- Encourage your child to play "Hop Scotch" to his or her ability.
- Play singing games such as the "Hokey Pokey."
- Let your child try balancing a book on his or her head while walking.
- Act like different animals. Can your child:
 - Hop like a rabbit?
 - Slide like a snake?
 - Crawl like a bug?
 - Fly like a bird?

SUNDAY

MONDAY

TUESDAY

WEDNESDAY

THURSDAY

FRIDAY

SATURDAY



1 Make and give a "May Day" gift for a friend or neighbor.

May Day

2

3 After reading a story, have your child tell you what happened first, next and last.

4

5 Have your child name the letters found on cereal boxes, cans and other food items.

Cinco de Mayo

6

7

Find things in the store that are shaped like a circle.

8

9

Find the letter "M" today.

Mother's Day

10

11

With your child, count as high as they can.

12

13

Visit the PBS website at pbskids.org

14

15

Draw something yellow.

16

17

Today practice good hand washing.

18

19

Find the number "9" today.

20

21

Help your child practice writing his/her name.

22

23/30

Find the letter "O" today.

24/31

(31) Memorial Day

25

Go to the library and explore their on-line services.

26

27

Keep the TV off today.

28

29



Library
BOOKS
to **LOOK** for:

The Stinky Cheese Man by Jon Scieszka • Where the Wild Things Are by Maurice Sendak
The Cat in the Hat by Dr. Seuss • One Fish, Two Fish, Red Fish, Blue Fish by Dr. Seuss
Fox in Socks by Dr. Seuss • Green Eggs and Ham by Dr. Seuss

Play is a Child's Work



June 2021

Encourage your child to pretend and make believe.


- Make and decorate puppets out of paper bags or old socks. Have your child perform a puppet show!
- Have some grown up clothes, costumes and accessories for your child to use for dress-up.
- With your child, set up a pretend store using empty household food containers.
- Provide basic wooden blocks or other building sets for your child to play with.
- Remember to let your child play alone if he or she is happy.

Encourage artful expressions.

- Take your child on a nature walk and collect interesting objects in a bag.
- Create a collage from this nature collection.
- Paint an old sheet using diluted paints in spray bottles.
- Use freezer paper for finger-painting.
- Let your child make music.
 - Use wooden spoons and plastic tubs for drums.
 - Make cymbals using pot lids.
 - Put dried beans inside two paper plates stapled together for shakers.

Play learning games with your child.

- Make matching pairs of cards using stickers or different colors or shapes.
- Start with six pairs of matching cards, face up and shuffled. Invite your child to find two cards that match.
- Add additional pairs of cards as your child becomes more skilled at finding the pairs.
- Play “I Spy” with objects around the house. For example, “I spy something yellow. You peel it and eat it. What is it?” (banana)


SUNDAY	MONDAY	TUESDAY	WEDNESDAY	THURSDAY	FRIDAY	SATURDAY
		1	2 Pretend it's the first day of school and practice saying "good -bye" to each other.	3	4 Ask your child to draw a big square. Have him draw things in, out, over and under the square.	5
6 Find the letter "C" this week.	7	8 Play "Follow the Leader" outside.	9	10 Find the number "10" today.	11	12
13	14 Learn a patriotic song. Flag Day	15	16 Make your own bean bags and then play catch.	17	18 Talk about how some children have special needs.	19 Juneteenth
20 Father's Day First Day of Summer	21	22 Look for the letter "F" on things.	23	24 Go on a rock hunt. How are the rocks the same or different?	25	26
27	28 This week, look for the colors of the rainbow.	29	30 Count in groups of "10" with your child.			



Library
BOOKS
to **LOOK** for:

Sheep in a Jeep by Nancy Shaw • Joseph Had a Little Overcoat by Simms Taback
What Can You Do With a Rebozo/Que Puedes Hacer Con Un Rebozo by Carmen Tafolla
A Hat for Minerva Louise by Janet Morgan Stoeke • The Giving Tree by Shel Silverstein

Invite Your Child to Think and Solve Problems



July 2021

Involve your child in discovering things that go together.

- Collect things that go together from around your home.
For example:
 - Comb and brush
 - Spoon and fork
 - Toothbrush and toothpaste
 - Flower and vase
- Mix the items up and have your child find the two objects that go together.
- Encourage your child to tell you why they go together.

Play pattern games together.

- Create a movement pattern and ask your child to repeat it.
For example: step-step-jump-turn.
- Start a pattern using objects and ask your child to keep it going.
For example: crayon, crayon, penny, crayon, crayon, penny.
- Have your child make up a pattern for you to repeat together.

Provide opportunities to experience and solve conflicts.

- Give your child lots of time to play with other children.
- Encourage activities that involve sharing such as blocks, crayons, Play-Doh and dress-up.
- Make up a conflict with stuffed animals or puppets.
- Talk about how the different animals are feeling. Discuss with your child how to resolve the conflict.

SUNDAY

MONDAY

TUESDAY

WEDNESDAY

THURSDAY

FRIDAY

SATURDAY



4

Have your child find things that are **red**, **white** and **blue**.

Independence Day

5

6

Find the letter "W" today.

7

8

Practice writing letters and numbers with your child.

9

10

Use chalk to draw on the sidewalk or driveway.

11

12

Find the letter "X" this week.

13

14

Count pennies as high as your child can count.

15

16

Find the letter "Y" today.

17

18

19

20

Play "Which is Bigger?" using the numbers 1-10.

21

22

Practice singing the letters of the alphabet.

23

24

Celebrate something your child has recently accomplished.

25

26

Together, recall and list the day's events.

27

28

Put together a puzzle with your child.

29

30

Find the letter "Z" today.

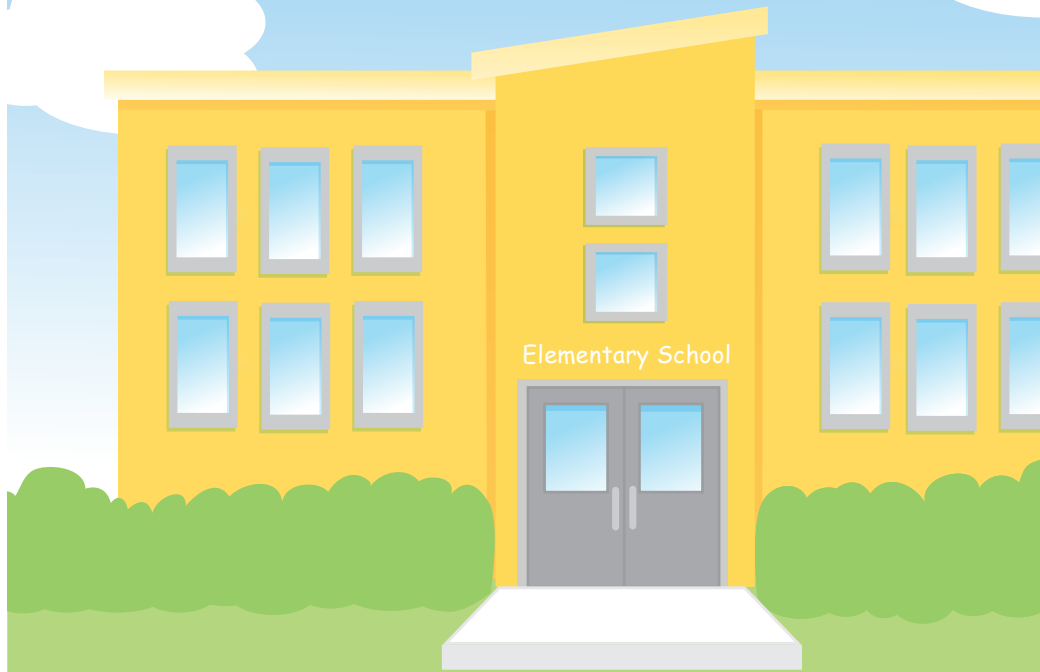
31



Library
BOOKS
to **LOOK** for:

The Doghouse by Jan Thomas • Press Here by Herve Tullet • Flotsam by David Wiesner
Alexander and the Terrible, Horrible, No Good, Very Bad Day by Judith Viorst
Mouse Paint by Ellen Stoll Walsh • Owl Babies by Martin Waddell

Make "Going to Kindergarten" Plans with Your Child



August 2021

Get ready for kindergarten.

- Begin to gather school supplies for your child.
- Play school with your child. Take turns being the teacher.
- Pretend your car is the school bus.
- Eat a meal from a lunch box or bag.
- Have your child put on and take off a coat.
- Sing songs and draw pictures.
- Decide how you will say goodbye to each other on the first day of school.

Visit your child's school.

- Attend your school's open house or "Back to School" event this month.
- Learn about your child's school bus route and times.
- Find out about the daily schedule for your child's class.
- Explore the classroom.
- Look for the cafeteria, playground, restrooms, principal's office & library.

Establish a school routine.

- Determine a regular bedtime for your child.
- Put backpacks and school supplies in the same place every day.
- Talk about and choose school clothes the night before school.
- Have a pleasant conversation with your child on the way to school or the bus stop.

SUNDAY

MONDAY

TUESDAY


WEDNESDAY

THURSDAY

FRIDAY

SATURDAY

1



2

Review the alphabet with your child.

3

4

Have your child draw a picture of his new school.

5

6

Practice math at home. For example, "I have 1 cookie and you have 2 cookies. That makes 3 cookies."

7

8

Practice zipping and buttoning with your child.

9

10

Visit your child's school and play on the playground.

11

12

Take a walk and talk about all the different sounds you hear.

13

14

15

16

Read books at the beach or park.

17

18

Organize what your child will need for the first day of school.

19

20

Have your child bounce a ball and count each bounce.

21

22

23

24

Have your child write his/her name and identify each letter.

25

26

Talk about ways to make friends.

27

28

Have your child draw a circle, square, triangle and a rectangle.

29

30

31




Library
BOOKS
to **LOOK** for:

Don't Let the Pigeon Drive the Bus by Mo Willems • King Bidgood's in the Bathtub by Audrey Wood
Trashy Town by Andrea Zimmerman • I Went Walking by Sue Williams • Beat Snores On by Karma Wilson
The Little Mouse, the Red Ripe Strawberry and the Big Hungry Bear by Don Wood

Cowlitz & Wahkiakum Counties

PreSchools, Elementary Schools & Other Learning Facilities



Preschool/ Elementary Schools

Broadway Learning
Center
Special Education
Administration
1410 8th Avenue
Longview, WA 98632
360-575-7429

Lower Columbia
Head Start/ECEAP
1600 Maple Street
PO Box 3010
Longview, WA 98632
360-442-2800

St. James Family Center
1134 Columbia Street
Cathlamet, WA 98612
360-795-8612

Elementary Schools

Barnes
Elementary School
401 Barnes Street
Kelso, WA 98626
360-501-1500

Beacon Hill
Elementary School
257 Alpha Drive
Kelso, WA 98626
360-501-1450

Butler Acres
Elementary School
1609 Burcham Street
Kelso, WA 98626
360-501-1600

Catlin
Elementary School
404 Long Avenue
Kelso, WA 98626
360-501-1550

Carrolls
Elementary School
PO Box 3
Carrolls, WA 98609
360-501-1380

Castle Rock
Elementary School
700 Huntington Ave. S.
Castle Rock, WA 98611
360-501-2910

Columbia
Elementary School
600 Bozarth Street
Woodland, WA 98674
360-841-2900

Columbia Heights
Elementary School
2820 Parkview Drive
Longview, WA 98632
360-575-7461

Columbia Valley
Gardens
Elementary School
2644 30th Avenue
Longview, WA 98632
360-575-7502

J A Wendt
Elementary School
265 South 3rd Street
PO Box 398
Cathlamet, WA 98612
360-795-3261

Kalama
Elementary School
548 China Garden Road
Kalama, WA 98625
360-673-5207

Kessler
Elementary School
1902 E. Kessler Boulevard
Longview, WA 98632
360-575-7580

Mint Valley
Elementary School
2745 38th Avenue
Longview, WA 98632
360-575-7581

Northlake
Elementary School
2210 Olympia Way
Longview, WA 98632
360-501-8700

Olympic
Elementary School
1324 30th Avenue
Longview, WA 98632
360-575-7084

Robert Gray
Elementary School
4622 Ohio Street
Longview, WA 98632
360-575-7302

Rose Valley
Elementary School
1502 Rose Valley Road
Kelso, WA 98626
360-501-1400

St. Helens
Elementary School
431 27th Avenue
Longview, WA 98632
360-575-7362

Toutle Lake
Elementary School
5050 Spirit Lake Hwy.
Toutle, WA 98649
360-274-6182

Wallace
Elementary School
410 Elm Street
Kelso, WA 98626
360-501-1650

Yale Elementary School
11842 Lewis River Road
Ariel, WA 98603
360-841-2950

Community Caring Project

928 23rd Avenue
Longview, WA 98632
360-414.9212

Progress Center

1600 3rd Avenue
Longview, WA 98632
360-425-9810

Kindergarten Readiness Resources



Kindergarten Milestones and Skill Builders by Subject
www.familyeducation.com

Child Care Aware of Washington
www.childcareawarewa.org

Parents and Family Resources
www.dcyf.wa.gov/services

National PTA Parent's Guide to Student Success
www.pta.org

WA Kindergarten Inventory of Developing Skills
www.k12.wa.us/wakids

Tools for Your Child's Ages and Stages
www.bornlearning.org

WA Early Learning and Development Guidelines
www.dcyf.wa.gov/sites/default/files/pdf/guidelines.pdf



Cowlitz & Wahkiakum Counties Libraries



Castle Rock Public Library

137 Cowlitz St West
Castle Rock, WA 98611
360-274-6961

Cathlamet Public Library

100 Main Street
P.O. Box 335
Cathlamet, WA 98612
360-795-3254

Kalama Public Library

312 N. 1st Street
Kalama, WA 98625
360-673-4568

Kelso Public Library

351 Three Rivers Drive
Ste. 1263
Kelso, WA 98626
360-423-8110

Longview Public Library

1600 Louisiana Street
Longview, WA 98632
360-442-5300

Woodland Community Library

770 Park Street
Woodland, WA 98674
360-906-4830

Songs and Finger Plays

Below are a few songs and finger plays recommended by The Public Library Association. Parents and caregivers can use them to develop reading readiness in children beginning to read.

If You're Happy and You Know It

If you're happy and you know it, Clap your hands.
If you're happy and you know it, Clap your hands.
If you're happy and you know it, Then your face will surely show it,
If you're happy and you know it, Clap your hands.
(repeat with stomp your feet, shout hurray, peekaboo, slap your knees)

Five Little Ducks

Five little ducks that I once knew,
Fat ones, skinny ones there were too.
But the one little duck with the feather on his back,
He led the others with a quack, quack, quack.
Quack, quack, quack.
Quack, quack, quack.
He led the others with a quack, quack, quack.
Down to the meadow they would go,
Wibble wobble, wibble, wobble to and fro,
But the one little duck with the feather on his back...
(repeat refrain)

Head and Shoulders, Knees and Toes

(throughout, touch the appropriate part of own body)
Head and shoulders, knees and toes, knees and toes.
Head and shoulders, knees and toes, knees and toes.
Eyes and ears, and mouth and nose,
Head and shoulders, knees and toes, knees and toes.

Reach for the Ceiling

(suit actions to words)

Reach for the ceiling, Touch the floor,
Stand up again, Let's do some more.
Touch your head, Touch your knee,
Up to your shoulders, Like this you see.
Reach for the ceiling, Touch the floor.
That's all for now, There isn't anymore.




Wheels on the Bus

The wheels on the bus go round and round,
Round and round, round and round,
The wheels on the bus go round and round,
Round and round, round and round,
All around the town.
The wipers on the bus go swish, swish, swish...
The driver on the bus says "move on back" ...
The people on the bus go up and down...
The babies on the bus go "wah, wah, wah"...
The parents on the bus go "ssh, ssh, ssh"...
(adaptions: the horse on the farm goes "neigh, neigh, neigh," cow, lamb, pig, etc.)

Little Turtle

There was a little turtle,
(make a fist)
He lived in a box.
(put one fist in cupped opposite hand)
He swam in a puddle,
(make paddling motion with hands)
He climbed on the rock.
(climb hands upwards in front of body)
He snapped at a mosquito,
(make 'snap' motion with thumb and forefinger on last word)
He snapped at a flea,
(snap on last word)
He snapped at a minnow,
He snapped at me.
(snap at your nose on last word)
He caught the mosquito,
(clap on last word)
He caught the flea,
(clap on last word)
He caught the minnow,
(clap on last word)
But he didn't catch me!
(point to self and shake head "no"!)



2020-21 Kindergarten Readiness Calendar



LIVE UNITED



**United Way of Cowlitz
and Wahkiakum Counties**

1338 Commerce Ave Suite 206
Longview, WA 98632

360-423-5320

www.cowlitzunitedway.org